
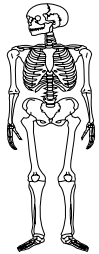






B. Six Components of a Well-prepared Message.

(Suggested teaching time: 30 minutes)

There are six key components of a well-prepared message that mirror the human body: [See Appendix 5A and 5B]

← See Appendix 5A and 5B.

Six Components of a Well-prepared Message 5-3		
 1. Eye (Focus)	 2. Skeleton (Structure)	 3. Heart (Emotion)
 4. Joints (Transition)	 5. Flesh (Illustration)	 6. Muscle (Application)

← Show Transparency 5-3.

This transparency will be used to present the six steps involved in message preparation.

Keep in mind that many in your group view it a mark of spirituality to never prepare a message in advance!

Lack of preparation is sometimes forced by necessity, but if it is a pattern, it often leads to poor communication and even error.

1. Eye (Focus).

Each message has an *eye*. The eye is the point or the focus.

← Use this section to help your group think about structure in their teaching and preaching.

Focus



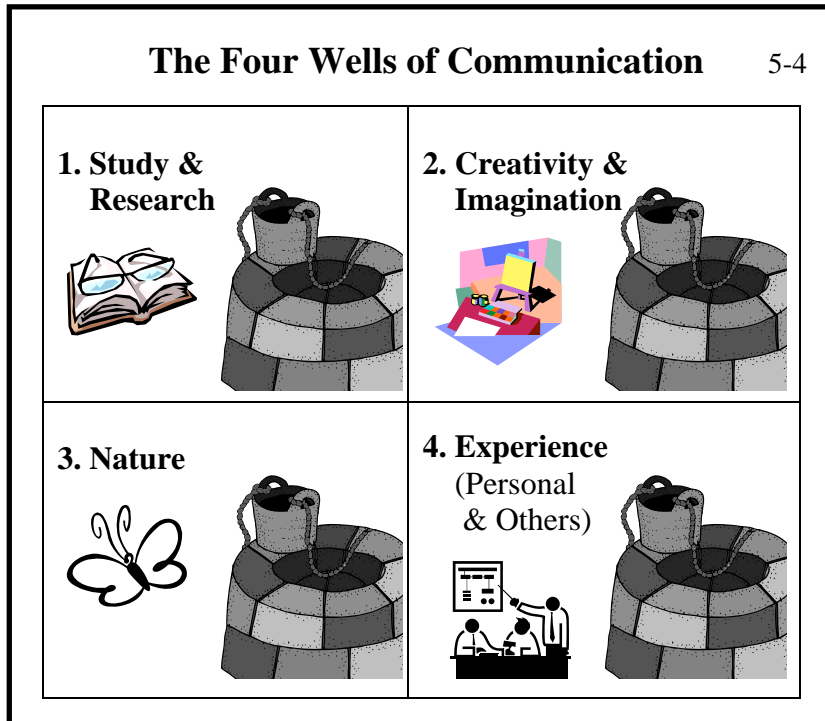
- a. Determine what God's purpose and point is for the Word you are communicating.
- b. Be sure that the ultimate focus is Jesus Christ and His sacrifice on the cross for our sins (Col 1:18) and the fulfilling of the Great Commission (Mt 28:18,19).
- c. Be sure that the focus of the message is the Scriptures rather than a story or life experience.
- d. Be sure that the focus of the message ministers "Spirit and life" (Jn 6:63).

Push through any resistance to this structured format, realizing how foreign or seemingly unspiritual it may seem to some.

C. Drawing from the Wells of Communication.

(Suggested teaching time: 20 minutes)

There are four primary sources that exist as wells of communication to draw from in your message preparation. [See Appendix 5C & 5D]



← Show Transparency 5-4.


Many in your group have a flat way of delivering messages that do not draw on all of the God-given sources available to enhance the communication of the Word.

Use Appendix 5C and 5D to illustrate the various wells of communication used in the Scriptures and apply them to real life.

1. The Well of Study & Research.

Proper message preparation requires diligent study of the Word using the available tools for research.

← Once again, emphasize the need for personal preparation before these practical suggestions can be implemented with their desired effect.



- a. Build parts of your message around personal study and research that relates to your topic and audience.
- b. Build on truth that God has previously given you or your audience - new truth is learned on the basic of truth already learned.
- c. Remember that this is not the only well that you can draw from - it is often overused.
- d. This is the part of message preparation that requires you to be a "workman," handling accurately the Word of truth (2Ti 2:15).

A heart that is not properly prepared cannot possibly communicate the Word with maximum impact, even if the message has good form!